





QUEEN COLLECTION


QUEEN



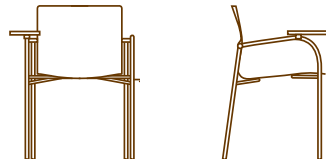
1900-01 ARM CHAIR
19.75" W
19.75" D
32.0" H
26.0" AH
17.0" SH



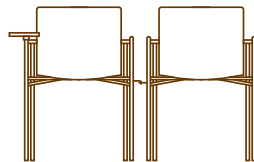
1900-60 ARMLESS CHAIR
22.5" W
22.0" D
31.5" H
19.0" SH



1900-80 TASK CHAIR
21.75" W
23.0" D
32.25" H
25.5" AH
18.0" SH



1900-TAB TABLET ARM
(shown on arm chair as above)
10.5" W
10.5" D



1900-LINK LINKING SYSTEM
(shown on arm chair with
tablet as above)



QUEEN

Additional styles in this collection shown on the back.



1900-01 ARM CHAIR



1900-80 TASK CHAIR



1900-01 GANG SYSTEM WITH TABLET ARM



1900-60 ARMLESS CHAIR

